

RISK COEFFICIENT				
NUMBER	MINIMUM LEVEL	MAXIMUM LEVEL	COLOUR	POTENTIAL STABILITY RISK
1	0.00	4.00		NEGLIGIBLE
2	5	10.00		LOW
3	12	16		MEDIUM
4	20	25		HIGH

DO NOT SCALE FROM THIS DRAWING

NOTES

1. CHAINAGE TICK LINES ALONG ACCESS TRACK ARE AT 100m CENTRES.

LEGEND:-

BORROW PITS

WELFARE UNIT

BATCHING PLANT

OPERATIONS BUILDING

TEMPORARY CONSTRUCTION COMPOUNDS

TURBINE LOCATIONS

SITE BOUNDARY

PROPOSED TRACK

CRANE HARDSTANDING

P03	LQ	KMcG	KMcG	10.03.22	MODEL UPDATED
P02	KM	KMcG	KMcG	25.05.21	LAYOUT UPDATED
P01	KM	KMcG	KMcG	12.05.21	FIRST ISSUE
REV.	BY	CHKD	APPD	DATE	DESCRIPTION
CODE	DRAWING STATUS				
S2	FOR INFORMATION				

Tony Gee

Tony Gee and Partners LLP

3rd Floor, James Sellars House

144 West George Street

Glasgow

G2 2HG

Tel: 0141 226 2470

www.tonygee.com

Consulting Engineers

ON BEHALF OF

sse

Renewables

ACHANY WIND FARM

FIGURE 11.2.8a:
RISK COEFFICIENT

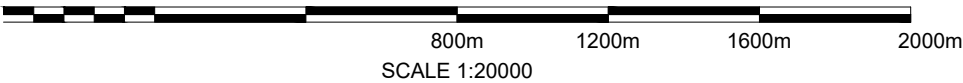
SHEET 1 OF 6

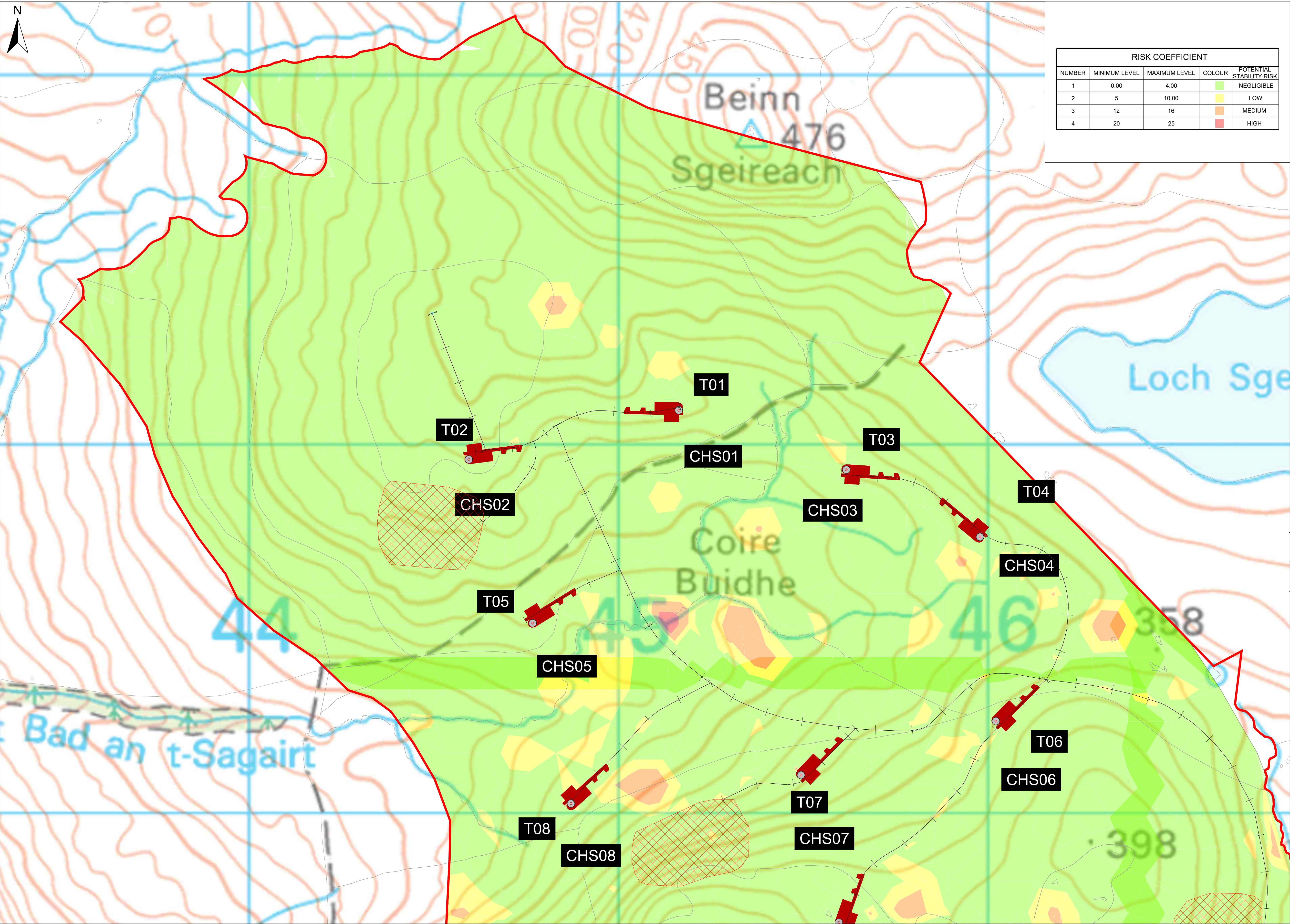
DRAWING No.
S119052-TG-XX-XX-DR-C-0023

DRAWN : KM	DESIGNED : LR	REVISION
SCALE : 1:20000	ORIGINAL SIZE : A1	P03

RESIDUAL HAZARD	SUGGESTED CONTROL MEASURE
SIGNIFICANT RESIDUAL HAZARDS	
NOTE: The above hazards do not include every hazard or assumption, but identify significant residual construction hazards that are not likely to be obvious to a competent contractor and those that could be difficult to manage effectively. Refer also to the designer's risk documentation.	

PLAN
SCALE 1:20000





RISK COEFFICIENT				
NUMBER	MINIMUM LEVEL	MAXIMUM LEVEL	COLOUR	POTENTIAL STABILITY RISK
1	0.00	4.00		NEGLIGIBLE
2	5	10.00		LOW
3	12	16		MEDIUM
4	20	25		HIGH

- LEGEND:-
- BORROW PITS
 - WELFARE UNIT
 - BATCHING PLANT
 - OPERATIONS BUILDING
 - TEMPORARY CONSTRUCTION COMPOUNDS
 - TURBINE LOCATIONS
 - SITE BOUNDARY
 - PROPOSED TRACK
 - CRANE HARDSTANDING

P03	LQ	KMcG	KMcG	10.03.22	MODEL UPDATED
P02	KM	KMcG	KMcG	25.05.21	LAYOUT UPDATED
P01	KM	KMcG	KMcG	12.05.21	FIRST ISSUE
REV.	BY	CHK'D	APP'D	DATE	DESCRIPTION
CODE	DRAWING STATUS				
S2	FOR INFORMATION				



Tony Gee
3rd Floor, James Sellars House
144 West George Street
Glasgow
G2 2HG
Tel: 0141 226 2470
www.tonygee.com
Consulting Engineers

ON BEHALF OF



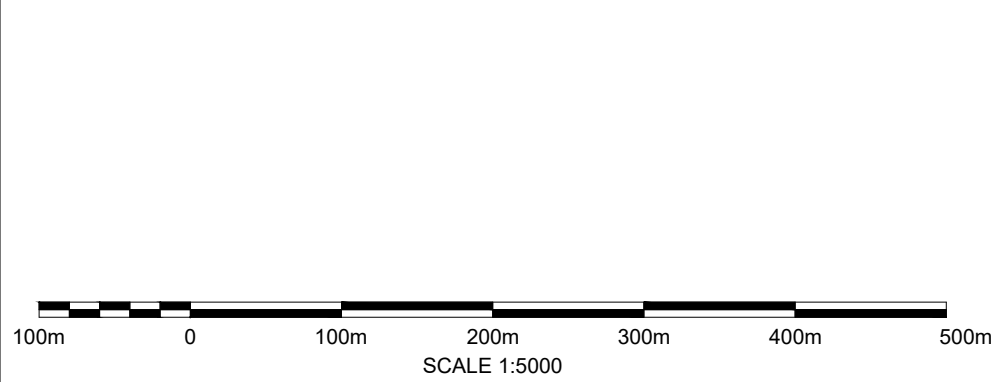
ACHANY WIND FARM

**FIGURE 11.2.8b:
RISK COEFFICIENT**

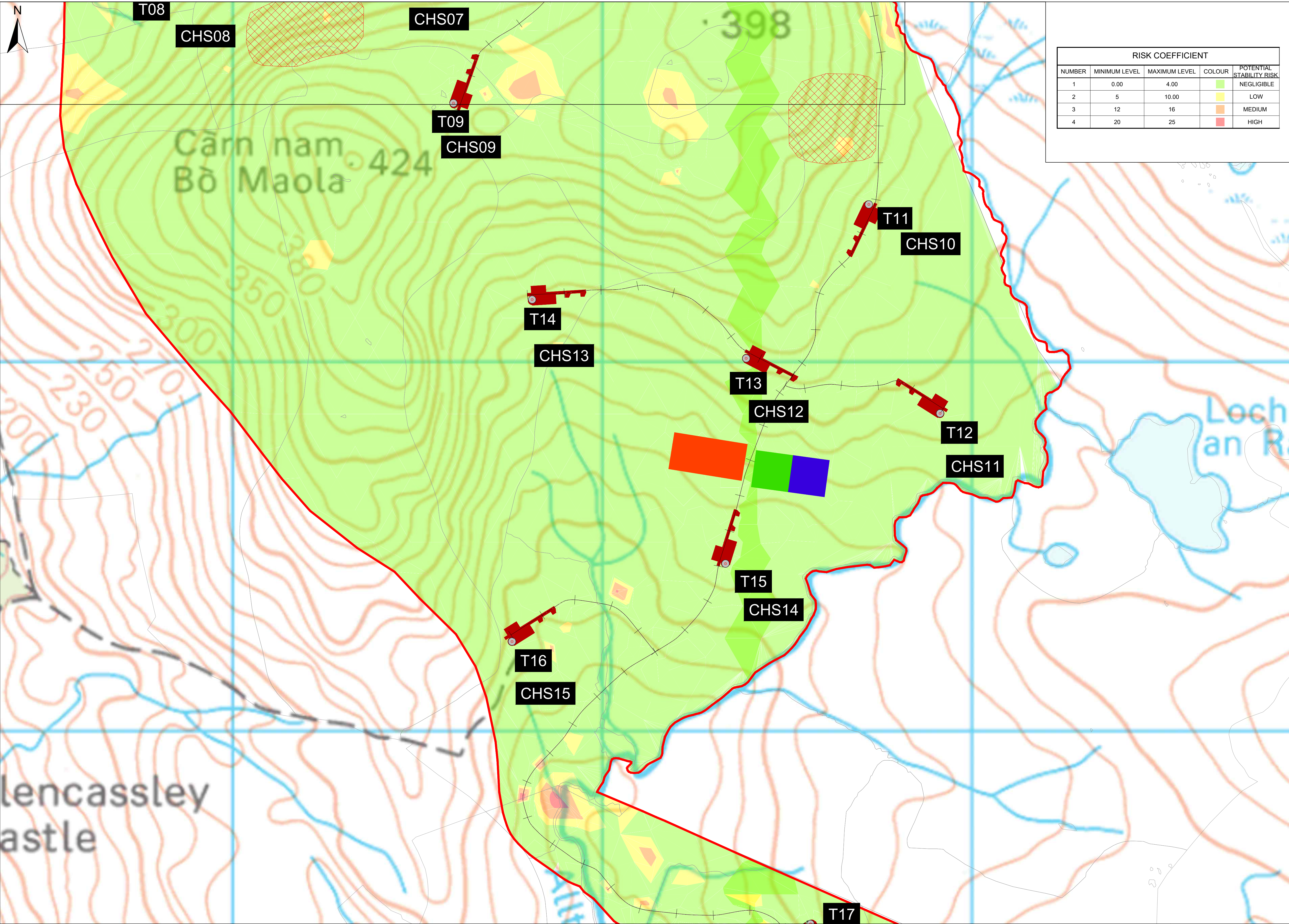
SHEET 2 OF 6

DRAWING No.
S119052-TG-XX-XX-DR-C-0024

DRAWN : KM	DESIGNED : LR	REVISION
SCALE : 1:5000	ORIGINAL SIZE : A1	P03



RESIDUAL HAZARD	SUGGESTED CONTROL MEASURE
SIGNIFICANT RESIDUAL HAZARDS	
NOTE: The above hazards do not include every hazard or assumption, but identify significant residual construction hazards that are not likely to be obvious to a competent contractor and those that could be difficult to manage effectively. Refer also to the designer's risk documentation.	



RISK COEFFICIENT				
NUMBER	MINIMUM LEVEL	MAXIMUM LEVEL	COLOUR	POTENTIAL STABILITY RISK
1	0.00	4.00		NEGLIGIBLE
2	5	10.00		LOW
3	12	16		MEDIUM
4	20	25		HIGH

DO NOT SCALE FROM THIS DRAWING

NOTES

1. CHAINAGE TICK LINES ALONG ACCESS TRACK ARE AT 100m CENTRES.

- LEGEND:-
- BORROW PITS
 - WELFARE UNIT
 - BATCHING PLANT
 - OPERATIONS BUILDING
 - TEMPORARY CONSTRUCTION COMPOUNDS
 - TURBINE LOCATIONS
 - SITE BOUNDARY
 - PROPOSED TRACK
 - CRANE HARDSTANDING

P03	LQ	KMcG	KMcG	10.03.22	MODEL UPDATED
P02	KM	KMcG	KMcG	25.05.21	LAYOUT UPDATED
P01	KM	KMcG	KMcG	12.05.21	FIRST ISSUE
REV.	BY	CHK'D	APPD	DATE	DESCRIPTION
CODE	DRAWING STATUS				
S2	FOR INFORMATION				



Tony Gee
3rd Floor, James Sellars House
144 West George Street
Glasgow
G2 2HG
Tel: 0141 226 2470
www.tonygee.com
Consulting Engineers

ON BEHALF OF

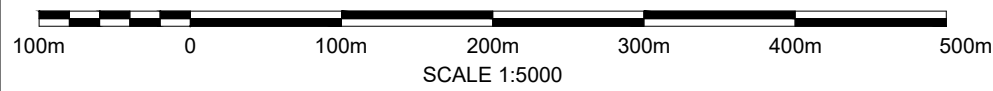


ACHANY WIND FARM

FIGURE 11.2.8c:
RISK COEFFICIENT

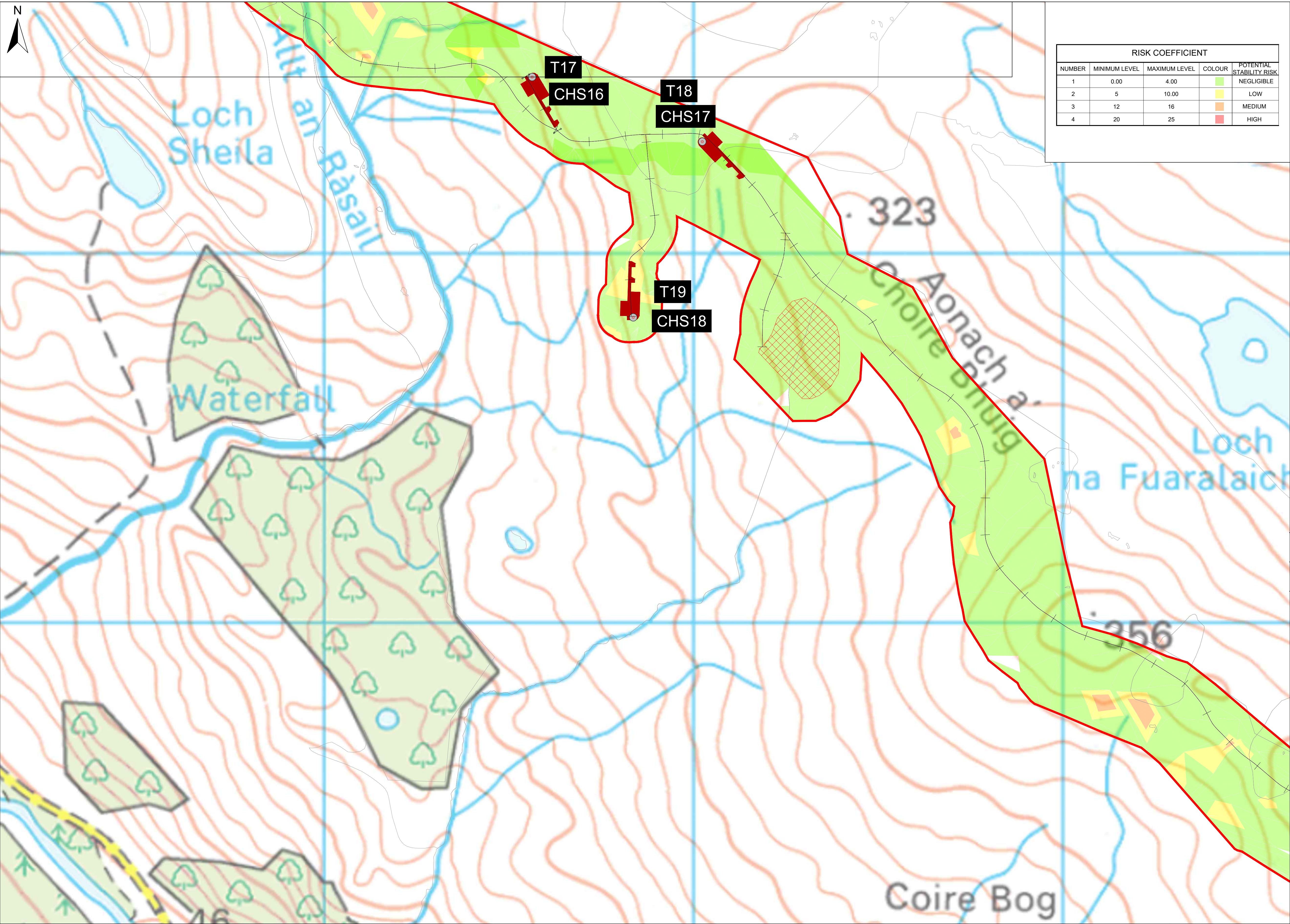
SHEET 3 OF 6

PLAN
SCALE 1:5000



RESIDUAL HAZARD	SUGGESTED CONTROL MEASURE
SIGNIFICANT RESIDUAL HAZARDS	
NOTE: The above hazards do not include every hazard or assumption, but identify significant residual construction hazards that are not likely to be obvious to a competent contractor and those that could be difficult to manage effectively. Refer also to the designer's risk documentation.	

DRAWING No. S119052-TG-XX-XX-DR-C-0025		
DRAWN : KM	DESIGNED : LR	REVISION
SCALE : 1:5000	ORIGINAL SIZE : A1	P03



RISK COEFFICIENT				
NUMBER	MINIMUM LEVEL	MAXIMUM LEVEL	COLOUR	POTENTIAL STABILITY RISK
1	0.00	4.00	NEGLIGIBLE	
2	5	10.00	LOW	
3	12	16	MEDIUM	
4	20	25	HIGH	

NOTES

1. CHAINAGE TICK LINES ALONG ACCESS TRACK ARE AT 100m CENTRES.

LEGEND:-

- BORROW PITS
- WELFARE UNIT
- BATCHING PLANT
- OPERATIONS BUILDING
- TEMPORARY CONSTRUCTION COMPOUNDS
- TURBINE LOCATIONS
- SITE BOUNDARY
- PROPOSED TRACK
- CRANE HARDSTANDING

P03	LQ	KMcG	KMcG	10.03.22	MODEL UPDATED
P02	KM	KMcG	KMcG	25.05.21	LAYOUT UPDATED
P01	KM	KMcG	KMcG	12.05.21	FIRST ISSUE
REV.	BY	CHK'D	APPD	DATE	DESCRIPTION
CODE	DRAWING STATUS				
S2	FOR INFORMATION				



Tony Gee
3rd Floor, James Sellars House
144 West George Street
Glasgow
G2 2HG
Tel: 0141 226 2470
www.tonygee.com
Consulting Engineers

ON BEHALF OF



ACHANY WIND FARM

RISK COEFFICIENT

SHEET 4 OF 6

PLAN
SCALE 1:5000

RESIDUAL HAZARD

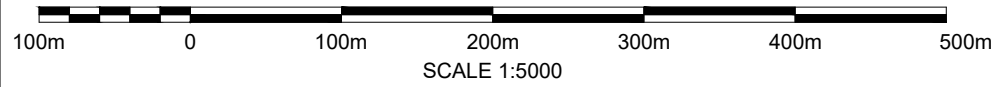
SUGGESTED CONTROL MEASURE

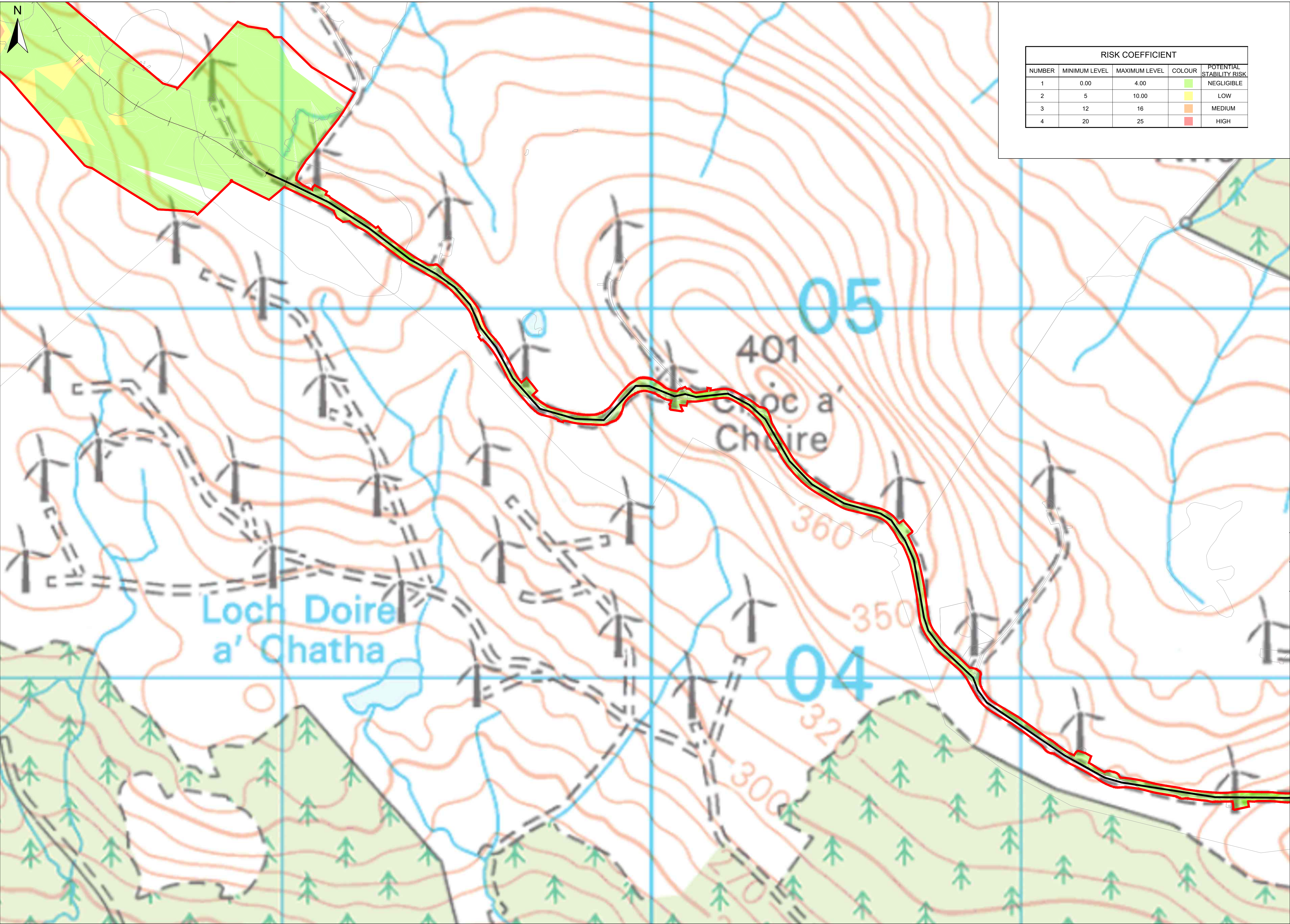
SIGNIFICANT RESIDUAL HAZARDS

NOTE: The above hazards do not include every hazard or assumption, but identify significant residual construction hazards that are not likely to be obvious to a competent contractor and those that could be difficult to manage effectively. Refer also to the designer's risk documentation.

DRAWING No.
S119052-TG-XX-XX-DR-C-0026

DRAWN : KM	DESIGNED : LR	REVISION
SCALE : 1:5000	ORIGINAL SIZE : A1	P03





RISK COEFFICIENT				
NUMBER	MINIMUM LEVEL	MAXIMUM LEVEL	COLOUR	POTENTIAL STABILITY RISK
1	0.00	4.00		NEGLECTIBLE
2	5	10.00		LOW
3	12	16		MEDIUM
4	20	25		HIGH

LEGEND:-

- BORROW PITS
- WELFARE UNIT
- BATCHING PLANT
- OPERATIONS BUILDING
- TEMPORARY CONSTRUCTION COMPOUNDS
- TURBINE LOCATIONS
- SITE BOUNDARY
- PROPOSED TRACK
- CRANE HARDSTANDING

P03	LQ	KMcG	KMcG	10.03.22	MODEL UPDATED
P02	KM	KMcG	KMcG	25.05.21	LAYOUT UPDATED
P01	KM	KMcG	KMcG	12.05.21	FIRST ISSUE
REV.	BY	CHK'D	APP'D	DATE	DESCRIPTION
CODE	DRAWING STATUS				
S2	FOR INFORMATION				



Tony Gee
Tony Gee and Partners LLP
3rd Floor, James Sellars House
144 West George Street
Glasgow
G2 2HG
Tel: 0141 226 2470
www.tonygee.com
Consulting Engineers

ON BEHALF OF



ACHANY WIND FARM

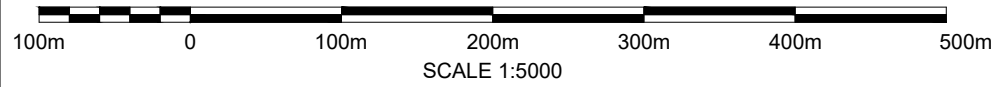
RISK COEFFICIENT

SHEET 5 OF 6

DRAWING No.
S119052-TG-XX-XX-DR-C-0027

DRAWN : KM	DESIGNED : LR	REVISION
SCALE : 1:5000	ORIGINAL SIZE : A1	P03

PLAN
SCALE 1:5000



RESIDUAL HAZARD	SUGGESTED CONTROL MEASURE
SIGNIFICANT RESIDUAL HAZARDS	
NOTE: The above hazards do not include every hazard or assumption, but identify significant residual construction hazards that are not likely to be obvious to a competent contractor and those that could be difficult to manage effectively. Refer also to the designer's risk documentation.	

