

**Technical Appendix 7.6, Annex 1 – WLA 34 Representative Photographs of Assessment Locations**

**Table 1: Location 1 - West of Loch an Fheòir**



View North



View East



View South



View West

**Table 2: Location 2 - Cnoc an Alaskie**



View North



View East



View South



View West

**Table 3: Location 3 - East of Merkland Lodge**



View North



View East



View South




View West


**Table 4: Location 4 - Ben Hee (VP5)**




View North



View East



View South



View West