

NOTES

1. All dimensions are in millimetres (mm) unless otherwise stated.

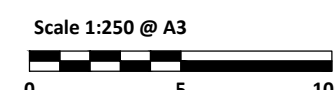
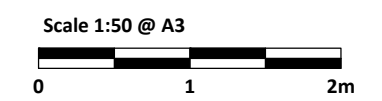
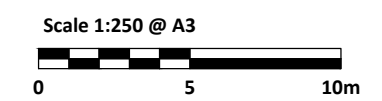
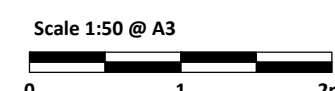
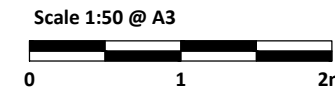


Figure 4.5
Typical Access Track Details
Gordonbush Extension Wind Farm
Environmental Statement